


Camping Security

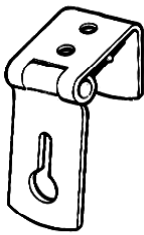
When you are away from your Land Rover you do not need to spend your time worrying about vehicle security. Locks on your fuel tank and your hood can go a long way towards providing peace of mind. A battery isolator switch under a locked hood just might save your Land rover from being taken for a joy ride.

Fuel tank locking hasp

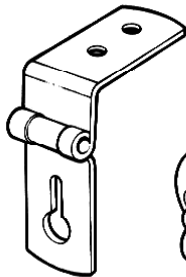


Fits all models, uses existing holes 504697

Hood locking hasps



Standard hood




Deluxe hood



Turnbuckle for both

Hasp only for standard hood 332611
 Hasp only for Deluxe hood 332614
 Turnbuckle for hood lock 334525

Battery Isolator Switch 145-795



Door lock and Ignition

Over the years keys can get lost. Side and rear door locks can be replaced. Cylinders fit both door latches and ignition switch.

Series II, IIA thru '68 lock cylinder & key 320609
 Key blank "FP" CD31709B

Series III Lock cylinder & key, set of 3 MTC6504
 Key blanks 17H2475L

Lift gate lock

The lift gate latch lock cylinder is not removable from the latch. To replace the lock you will need to replace the latch.

Handle assembly with lock 306461

Some trail etiquette

When traveling in a group you are responsible for the vehicle behind you making the correct choice at all trail intersections. If the vehicle behind you is out of sight when you reach a trail intersection, wait just past the intersection until you can see the other vehicle and they can see you before proceeding.

When a vehicle breaks down or gets stuck everyone in the group is responsible for getting it going back on the trail again. This can mean lending tools, parts or helping with the work.

Never ever leave a vehicle or person behind. We depend upon each other for everyone's safety.

If after clearing an obstacle you decide to stop and watch the vehicles behind you transverse the obstacle, park well out of the way with adequate space for everyone behind you to stop on level ground.

Never press a vehicle in front of you to take an obstacle faster than the driver is comfortable with. Remember each of us have different skill levels and different trucks may have different capabilities. What is safe for one may well be unsafe for another. Never pressure a driver to take an obstacle that they feel is dangerous.

Make sure at least one other person in the group who is not with you knows where you are at all times.